



Finiture: fianchi in alluminio satinato verniciato color Malto, spessore mm 15.
Base e top in MDF, spessore mm 70, impiallacciato frassino laccato a poro aperto color Moka.

Finiture esterne contenitore:
- MDF impiallacciato in frassino laccato a poro aperto color Moka e anta a ribalta nella medesima finitura;
- MDF impiallacciato in frassino laccato a poro aperto color Moka e anta a ribalta laccata lucido color Moka;
- MDF impiallacciato in frassino laccato a poro aperto color Moka e anta a ribalta laccata lucido color Warm Grey.
La finitura interna del contenitore è in frassino laccato a poro aperto color Moka.
Apertura contenitore mezzo anta a ribalta bisellata.

Finitura piano contenitore:
- marmo Stone Grey, spessore mm 20, verniciato poliestere lucido trasparente, sagomato.
Piedini regolabili in Hytrel®.

ATTREZZATURA INTERNA CONTENITORE

Il contenitore ha al suo interno una parete divisoria in MDF impiallacciato frassino laccato a poro aperto color Moka.
La parte sinistra del contenitore è divisa da un ripiano orizzontale in vetro bronzato temperato, spessore mm 10, mentre la parte destra del contenitore è composta da un cassetto superiore in frassino color Moka ed un piano estraibile, spessore mm 60, anch'esso in frassino color Moka.
All'interno del cassetto vi è riposto un vassoio portaposate in cuoio color Moka.

Finishes: sides in 15 mm thick satin finish aluminium, painted Malt colour.
Base and top in MDF, 70 mm thick, with ash veneer, open pore Moka colour lacquer finish.

Cabinet exterior finishes:
- MDF with ash veneer, open pore, Moka colour lacquer and drop-front door in the same finish;
- MDF with ash veneer, open pore Moka colour lacquer and drop-front door with Moka colour glossy lacquer;
- MDF with ash veneer, open pore, Moka colour lacquer and drop-front door with Warm Grey lacquer finish.
Cabinet internal finish in ash veneer, open pore Moka colour lacquer finish.
Cabinet opening by means of drop-front door, beveled.

Cabinet top finish:
- Stone Grey marble, 20 mm thick, glossy transparent polyester coating, contoured.
Adjustable feet in Hytrel®.

CABINET INTERIOR ACCESSORIES

The cabinet has an interior dividing wall in ash-veneered MDF with open pore Moka colour lacquer finish. The left side of the cabinet is divided by a horizontal shelf in tempered bronzed glass, 10 mm thick, while the right side of the cabinet contains an upper drawer in Moka colour ash and a 60 mm thick pull-out top, also in Moka colour ash.
Inside the drawer is a Moka colour saddle-hide cutlery tray.

Ausführungen: Seitenteile aus satiniertem, in der Farbe Malz lackiertem Aluminium, Stärke 15 mm.
Grund- und Obergestell aus MDF, Stärke 70 mm, furniert mit offenporig mokkafarbig lackierter Esche.

Externe Ausführungen des Behälters:
- MDF, furniert mit offenporig mokkafarbig lackierter Esche und hochklappbarer Tür in der gleichen Ausführung;
- MDF, furniert mit offenporig mokkafarbig lackierter Esche und hochklappbarer, glänzend mokkafarbig lackierter Tür;
- MDF, furniert mit offenporig mokkafarbig lackierter Esche und hochklappbarer, glänzend in Warm Grey lackierter Tür.
Behälter Innenausführung furniert mit offenporig mokkafarbig lackierter Esche.
Öffnung des Behälters mit hochklappbarer, an den Kanten abgeschrägter Tür.

Deckplatte in folgenden Ausführung:
- Stone Grey Marmor, Stärke 20 mm, glänzend lackiert mit transparentem Polyester, formgeschnitten.
Verstellbare Füßchen aus Hytrel®.

INTERNE AUSSTATTUNG DES BEHÄLTERS

Im Behälter befindet sich eine Trennwand aus MDF, furniert mit offenporig mokkafarbig lackierter Esche. Der linke Teil des Behälters ist durch einen horizontalen Fachboden aus bronziertem gehärtetem Glas unterteilt, Stärke 10 mm, während der rechte Teil des Behälters eine obere Schublade aus mokkafarbiger Esche enthält und ein ausziehbares Fach, Stärke 60 mm, ebenfalls aus mokkafarbiger Esche.
In diesem Fach befindet sich ein Besteck-Tablett aus mokkafarbigem Kernleder.

Finitions : flancs en aluminium satiné laqués couleur Malt, épaisseur 15 mm.
Base et dessus en MDF, épaisseur 70 mm, plaqué frêne laqué à pores ouverts couleur Moka.

Finitions externes meuble :
- MDF plaqué frêne laqué à pores ouverts couleur Moka et porte abattante dans la même finition ;
- MDF plaqué frêne laqué à pores ouverts couleur Moka et porte abattante laquée brillant couleur Moka ;
- MDF plaqué frêne laqué à pores ouverts couleur Moka et porte abattante laquée brillant couleur Warm Grey.
La finition interne du bahut est en frêne laqué à pores ouverts couleur Moka.
Ouverture meuble par porte abattante chanfreinée.

Finition plateau meuble :
- marbre Stone Grey, épaisseur 20 mm, laqué polyester brillant transparent, façonné.
Petits pieds réglables en Hytrel®.

ÉQUIPEMENT INTERNE MEUBLE

Le meuble contient une séparation en MDF plaqué frêne laqué à pores ouverts couleur Moka. La partie gauche du meuble est divisée par une étagère horizontale en verre bronze trempé, épaisseur 10 mm, tandis que la partie droite se compose d'un tiroir supérieur en frêne Moka et d'une étagère extractible, épaisseur 60 mm, elle aussi en frêne Moka.
Le tiroir contient un plateau range-couverts en cuir sellier couleur Moka.

CONTENITORE CABINET

FINITURA FIANCHI SIDES FINISH


ALLUMINIO SATINATO SATIN ALUMINIUM



MALTO | MALT

FINITURA BASE, PIANO E RIPIANI BASE, TOP AND SHELVES FINISH


FRASSINO ASH



MOKA

FINITURA PIANO TOP FINISH


MARMO MARBLE



STONE GREY

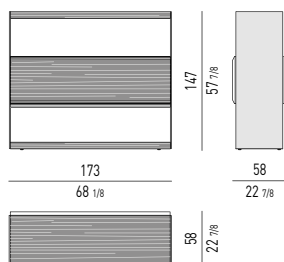
FINITURA FIANCHI INTERNI, CASSETTO E VASSOIO ESTRAIBILE INTERNAL SIDES, DRAWER AND EXTRACTABLE TRAY FINISH

FRASSINO ASH

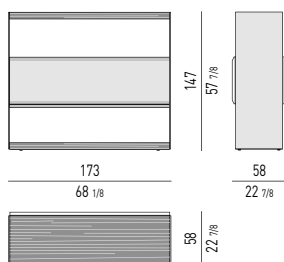


MOKA


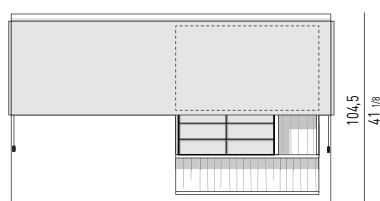
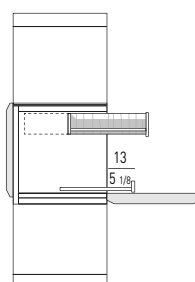
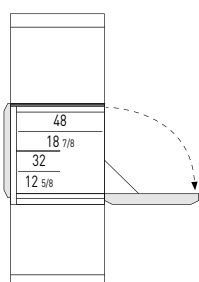
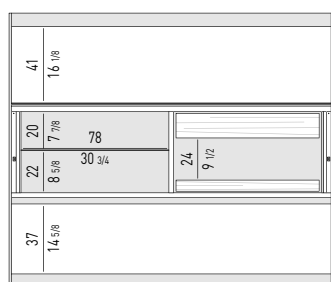
ANTA A RIBALTA FRASSINO ASH DROP-FRONT DOOR



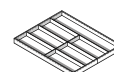
ANTA A RIBALTA LACCATO LUCIDO GLOSSY LACQUERED DROP-FRONT DOOR



DOTAZIONE INTERNA INTERIOR EQUIPMENT



VASSOIO PORTAPOSATE | CUTLERY TRAY
Scoperto / Section 1: cm 50x7,5 H2,7
Scoperto / Section 2: cm 24,5x8 H2,7



Nr. 1 ripiano in vetro bronzato temperato, spessore mm 10.

Nr. 1 cassetto che scorre su guide a estrazione totale con chiusura Blumotion. Portata massima cassetto Kg 30.

Nr. 1 piano d'appoggio estraibile, cm 75x45 con estrazione di cm 13. Portata massima Kg 20.

Nr. 1 vassoio portaposate in cuoio color Moka dotato di divisori.

Spazio utile interno cassetto

VANO (A) cm 16x42 H6

Nr. 1 tempered bronzed glass shelf, 10 mm thick.

Nr. 1 drawer that glide on fully extractable guides with Blumotion soft-close system. Maximum load drawer is 30 Kg.

Nr. 1 pull-out shelf, 75x45 cm with 13 cm extraction. Maximum load is 20 Kg.


Nr. 1 cutlery tray in Moka colour saddle-hide, with dividers.

Drawer internal dimension


COMPARTMENT (A) 16x42 H6 cm

FINITURE ANTA A RIBALTA DROP-FRONT DOOR FINISHES

**FRASSINO
ASH**

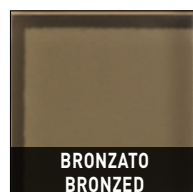


**LACCATO LUCIDO
GLOSSY LACQUERED**



FINITURA RIPIANO INTERNO INTERNAL SHELF FINISH

**VETRO
GLASS**



FINITURA VASSOIO PORTAPOSATE CUTLERY TRAY FINISH

**CUOIO
SADDLE-HIDE**

